

Report Settings Summary

Report Settings Summary

Event	Fixed Term Tenancies
Total Responses	295
Total Respondents	1
Questions	All
Filter	<i>(none)</i>
Pivot	<i>(none)</i>
Document Name	Update report for O & S
Created on	2016-09-21 10:03:59
Created by	Dawn Shepherd

Table 1

Length of Tenancy

Length of Tenancy

Question responses: **292 (98.98%)**

One of the exceptions to the 10 year limit is if a tenant has children. In this situation the fixed term can be extended up to the 19th birthday of the child.

Do you think that tenants with children should be given extended Fixed Term Tenancies until their youngest child is 19 years old?

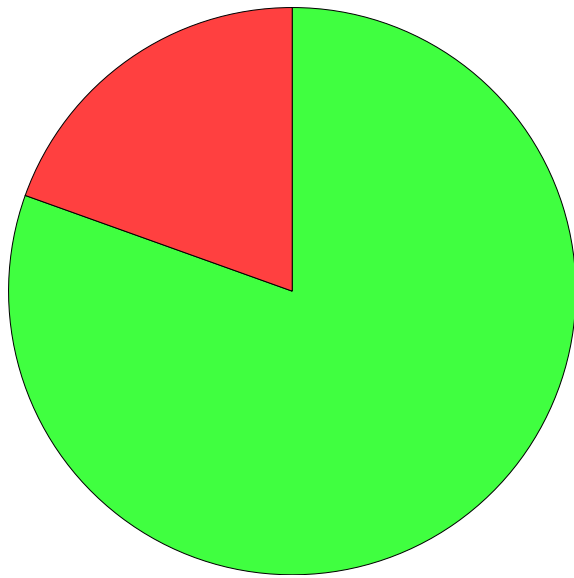


Table 2

	% Total	% Answer	Count
■ Yes	79.66%	80.48%	235
■ No	19.32%	19.52%	57
■ [No Response]	1.02%	--	3
Total	100.00%	100.00%	295

Table 3

19th Birthday no extention

19th Birthday no extention

Question responses: 49 (16.61%)

Can you explain why

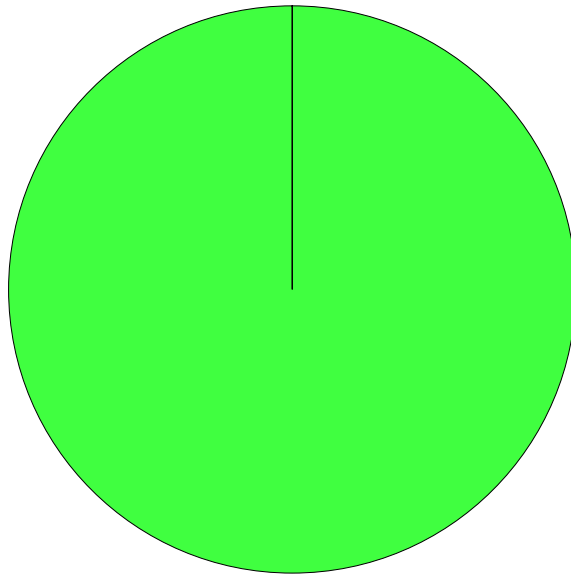


Table 4

	% Total	% Answer	Count
■ [Responses]	16.61%	100.00%	49
■ [No Response]	83.39%	--	246
Total	100.00%	100.00%	295

Table 5

Length of Tenancy 2

Length of Tenancy 2

Question responses: **295 (100.00%)**

The legislation states that tenants without children could be given a maximum Fixed Term Tenancy of up to 10 years.

How long do you think a Fixed Term Tenancy should be issued for, if a tenant does not have children and is below pensionable age?

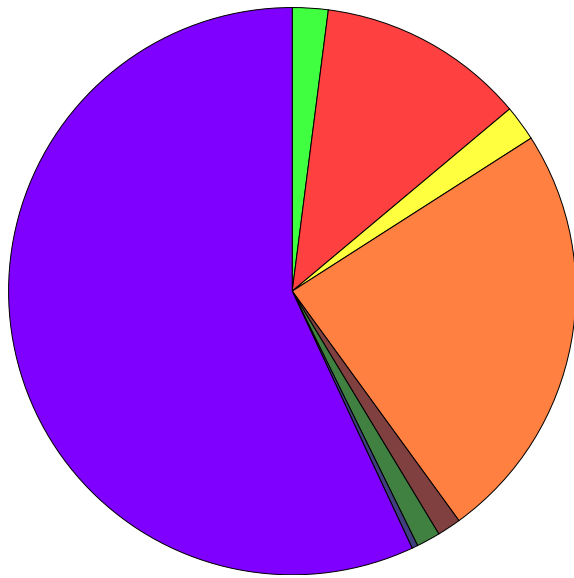


Table 6

	% Total	% Answer	Count
...please select...	2.03%	2.03%	6
2 Years	11.86%	11.86%	35
3 Years	2.03%	2.03%	6
4 Years	0.00%	0.00%	0
5 Years	24.07%	24.07%	71
6 Years	1.36%	1.36%	4
7 Years	1.36%	1.36%	4
8 Years	0.34%	0.34%	1
9 Years	0.00%	0.00%	0
10 Years	56.95%	56.95%	168
Total	100.00%	100.00%	295

Table 7

Length of Tenancy 2

Length of Tenancy 2

Question responses: **295 (100.00%)**

Older people may require more sustainability and reassurance as they progress through their retirement. The government has suggested that this group may require longer Fixed Term Tenancies.

How long do you think a Fixed Term Tenancy should be issued for, if a tenant is above pensionable age?

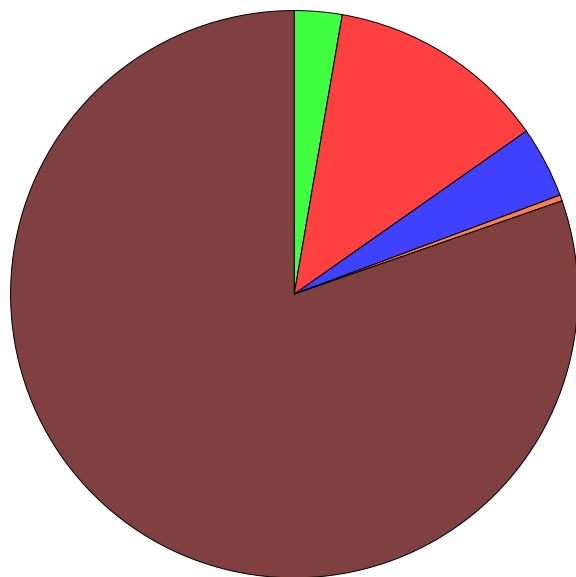


Table 8

	% Total	% Answer	Count
...please select...	2.71%	2.71%	8
6 Years	12.54%	12.54%	37
7 Years	0.00%	0.00%	0
8 Years	4.07%	4.07%	12
9 Years	0.34%	0.34%	1
10 Years	80.34%	80.34%	237
Total	100.00%	100.00%	295

Table 9

Length of Tenancy 2

Length of Tenancy 2

Question responses: **295 (100.00%)**

The government has suggested that people with long term needs may require a longer Fixed Term Tenancy.

How long do you think a Fixed Term Tenancy should be issued for, if a tenant is living in an adapted property suitable for their specific needs?

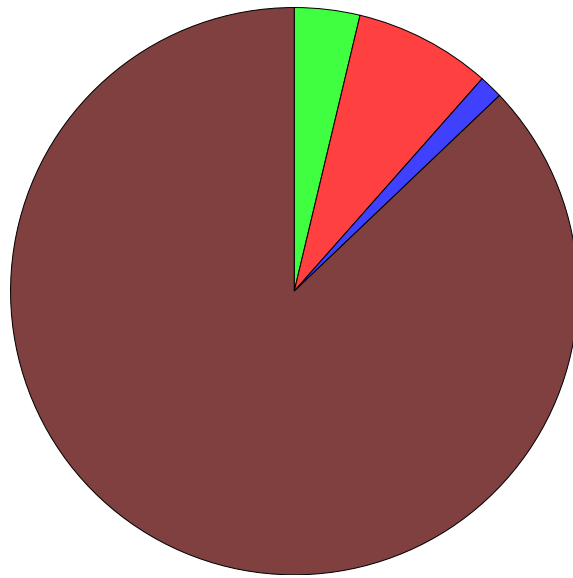


Table 10

	% Total	% Answer	Count
11	3.73%	3.73%	11
6 Years	7.80%	7.80%	23
7 Years	0.00%	0.00%	0
8 Years	1.36%	1.36%	4
9 Years	0.00%	0.00%	0
10 Years	87.12%	87.12%	257
Total	100.00%	100.00%	295

Table 11

Length of Tenancy 2

Length of Tenancy 2

Question responses: 295 (100.00%)

How long do you think a Fixed Term Tenancy should be issued for, if a tenant has mental health problems?

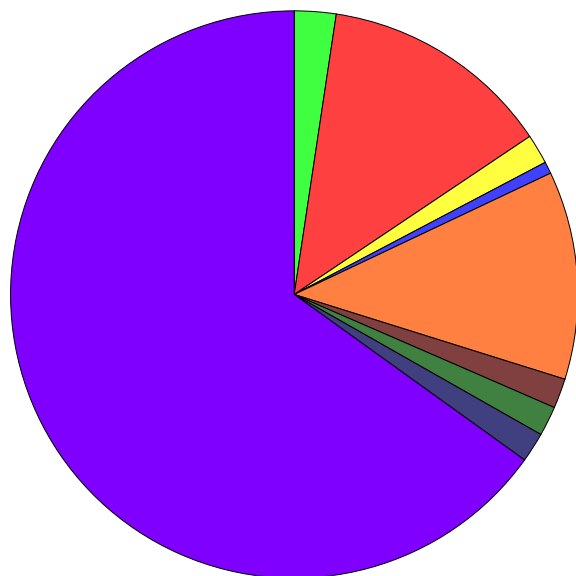


Table 12

	% Total	% Answer	Count
...please select...	2.37%	2.37%	7
2 Years	13.22%	13.22%	39
3 Years	1.69%	1.69%	5
4 Years	0.68%	0.68%	2
5 Years	11.86%	11.86%	35
6 Years	1.69%	1.69%	5
7 Years	1.69%	1.69%	5
8 Years	1.69%	1.69%	5
9 Years	0.00%	0.00%	0
10 Years	65.08%	65.08%	192
Total	100.00%	100.00%	295

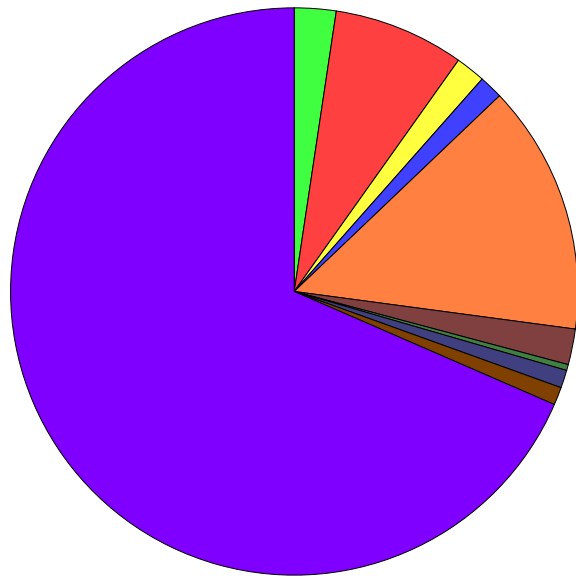
Table 13

Length of Tenancy 2

Length of Tenancy 2

Question responses: **295 (100.00%)**

How long do you think a Fixed Term Tenancy should be issued for, if a tenant is a carer of someone within the property?



	% Total	% Answer	Count
...please select...	2.37%	2.37%	7
2 Years	7.46%	7.46%	22
3 Years	1.69%	1.69%	5
4 Years	1.36%	1.36%	4
5 Years	14.24%	14.24%	42
6 Years	2.03%	2.03%	6
7 Years	0.34%	0.34%	1
8 Years	1.02%	1.02%	3
9 Years	1.02%	1.02%	3
10 Years	68.47%	68.47%	202
Total	100.00%	100.00%	295

Table 15

Table 14

Not issue a further Fixed Term Tenancy

Not issue a further Fixed Term Tenancy

Question responses: **290 (98.31%)**

In what circumstances should the council not issue a further Fixed Term Tenancy? You can tick as many options as you wish.

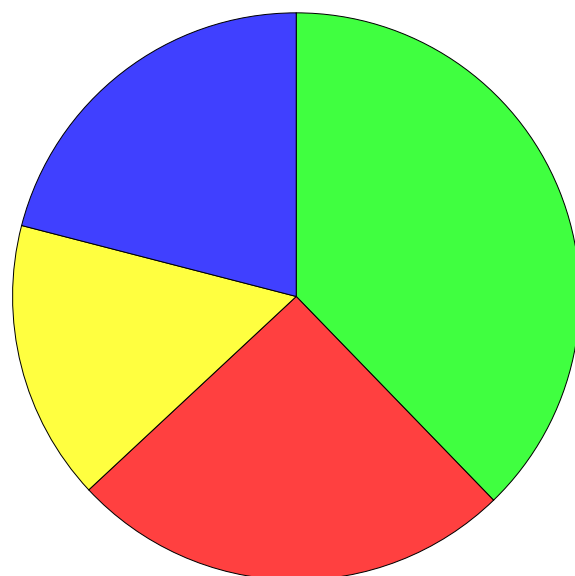


Table 16

	% Total	% Answer	Frequency	Count
Anti-Social Behaviour	37.50%	37.75%	94.58%	279
Rent arrears	25.13%	25.30%	63.39%	187
Higher income levels	15.86%	15.97%	40.00%	118
Unsuitable for medical reasons	20.83%	20.97%	52.54%	155
[No Response]	0.67%	--	1.69%	5
Total	100.00%	100.00%	0%	744

Table 17

Tenancy Review

Tenancy Review

Question responses: **287 (97.29%)**

Do you think a further Fixed Term Tenancy, in the same property, should be given to a household who is under occupying at the time of the review?

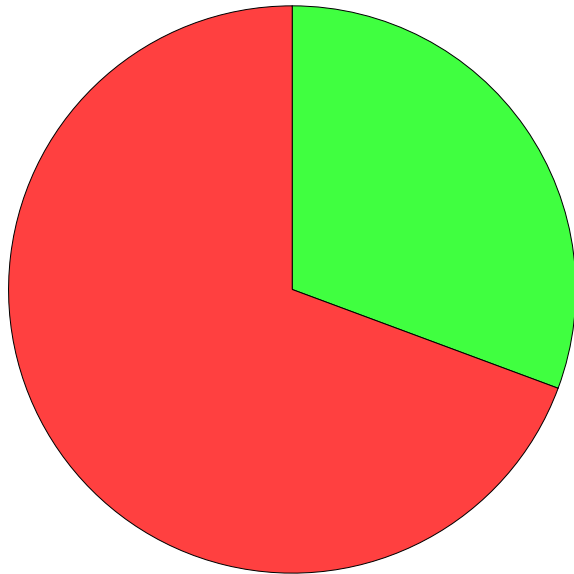


Table 18

	% Total	% Answer	Count
■ Yes	29.83%	30.66%	88
■ No	67.46%	69.34%	199
■ [No Response]	2.71%	--	8
Total	100.00%	100.00%	295

Table 19

same propety for under occupancy reason

same propety for under occupancy reason

Question responses: 75 (25.42%)

Can you please explain why

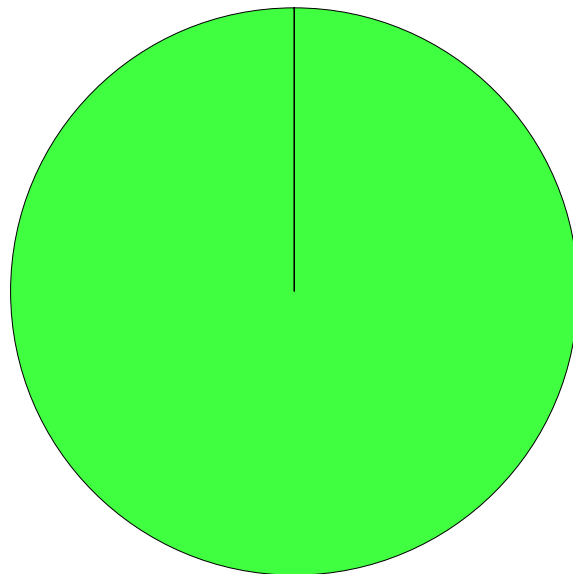


Table 20

	% Total	% Answer	Count
■ [Responses]	25.42%	100.00%	75
■ [No Response]	74.58%	--	220
Total	100.00%	100.00%	295

Table 21

Tenancy Review 2

Tenancy Review 2

Question responses: **285 (96.61%)**

A property is under occupied when it has more bedrooms than required by the household.

Do you think that a Fixed Term Tenancy, in a different property, should be given to a household if they are under occupying at the time of the review?

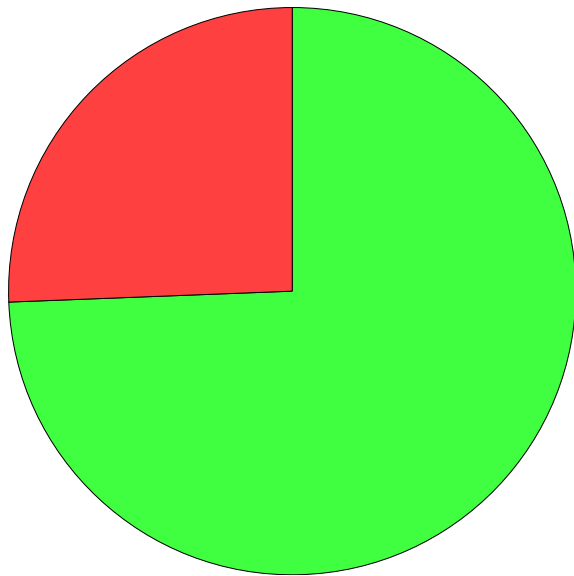


Table 22

	% Total	% Answer	Count
■ Yes	71.86%	74.39%	212
■ No	24.75%	25.61%	73
■ [No Response]	3.39%	--	10
Total	100.00%	100.00%	295

Table 23

Move to smaller house

Move to smaller house

Question responses: **56 (18.98%)**

Can you please explain why

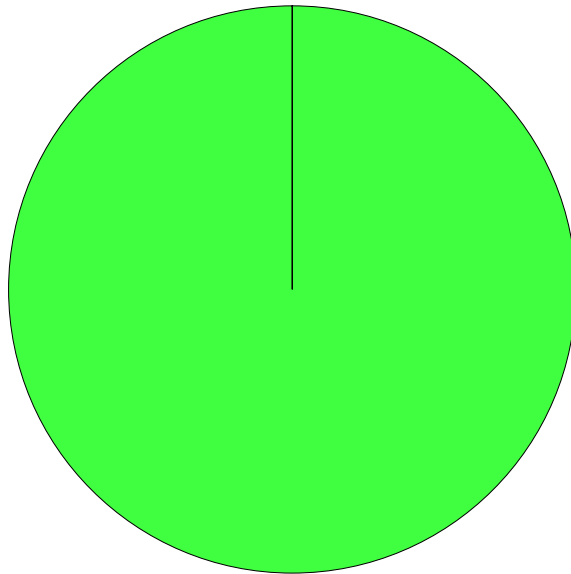


Table 24

	% Total	% Answer	Count
■ [Responses]	18.98%	100.00%	56
■ [No Response]	81.02%	--	239
Total	100.00%	100.00%	295

Table 25

Direct offer

Direct offer

Question responses: **291 (98.64%)**

If the council chooses to offer an alternative property do you think the tenant should be able to bid for a property or should the council offer a property direct?

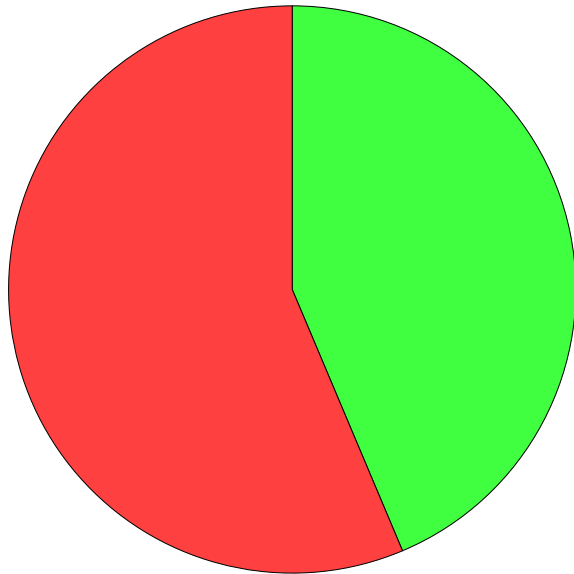


Table 26

	% Total	% Answer	Count
■ Bid for a property	43.05%	43.64%	127
■ Direct offer from the council	55.59%	56.36%	164
■ [No Response]	1.36%	--	4
Total	100.00%	100.00%	295

Table 27

Transfer

Question responses: **288 (97.63%)**

Do you think the council should offer secure tenancies to tenants transferring from other boroughs, who already hold secure tenancies in the borough they are moving from?

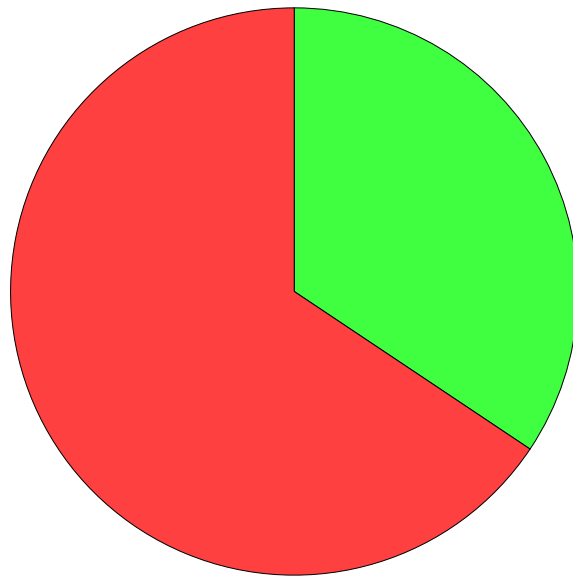


Table 28

	% Total	% Answer	Count
■ Yes	33.56%	34.38%	99
■ No	64.07%	65.63%	189
■ [No Response]	2.37%	--	7
Total	100.00%	100.00%	295

Table 29

yes give secure to transferring

yes give secure to transferring

Question responses: **84 (28.47%)**

Can you please explain why

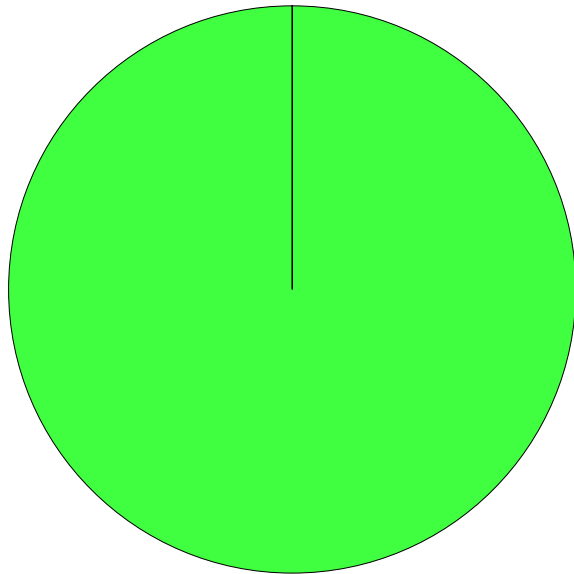


Table 30

	% Total	% Answer	Count
■ [Responses]	28.47%	100.00%	84
■ [No Response]	71.53%	--	211
Total	100.00%	100.00%	295

Table 31

Others Succeed

Question responses: **290 (98.31%)**

If an existing tenant dies, the tenancy includes one right to succession for the spouse or partner, who may continue to succeed in a lifetime tenancy.

Do you think children or other family members should have the right to succeed a property?

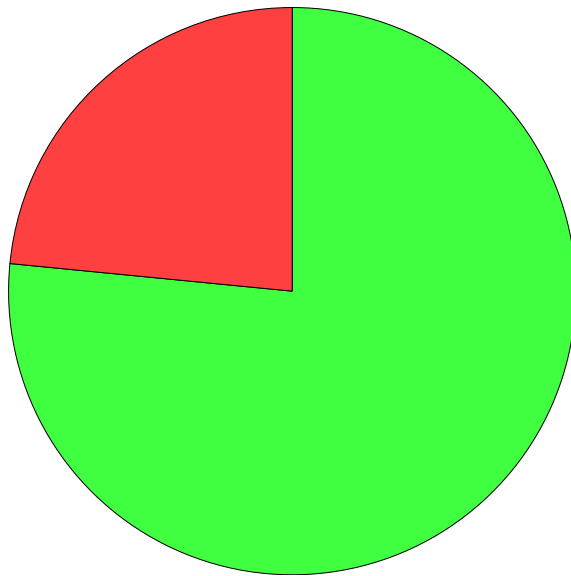


Table 32

	% Total	% Answer	Count
■ Yes	75.25%	76.55%	222
■ No	23.05%	23.45%	68
■ [No Response]	1.69%	--	5
Total	100.00%	100.00%	295

Table 33

Succession for Family options

Succession for Family options

Question responses: **222 (75.25%)**

Which family members should be given succession? Tick as many options as you wish.

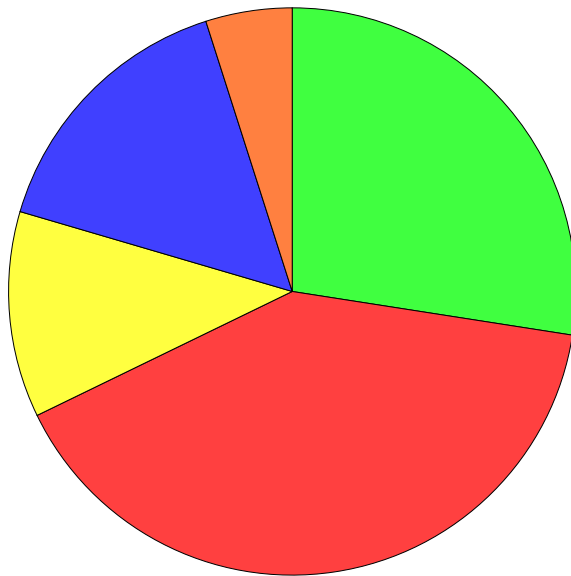


Table 34

	% Total	% Answer	Frequency	Count
Parents	24.13%	27.46%	49.15%	145
Children	35.44%	40.34%	72.20%	213
Grandparents	10.32%	11.74%	21.02%	62
Siblings	13.64%	15.53%	27.80%	82
Aunts/ Uncles	4.33%	4.92%	8.81%	26
[No Response]	12.15%	--	24.75%	73
Total	100.00%	100.00%	0%	601

Table 35

Family length of succession

Family length of succession

Question responses: **222 (75.25%)**

How long should the succession be granted for?

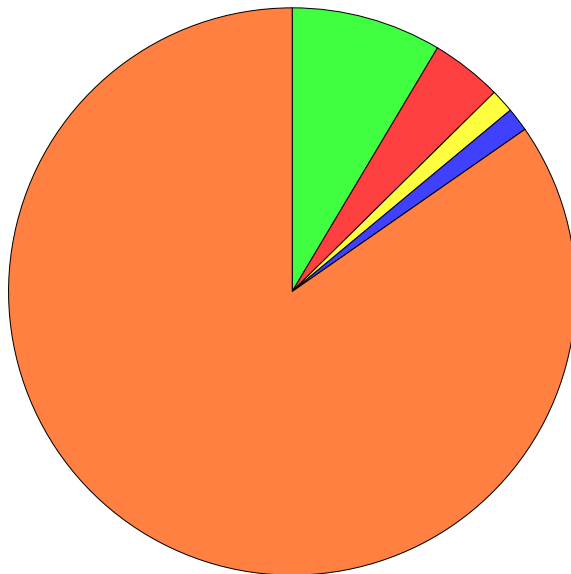


Table 36

	% Total	% Answer	Count
■ ..please select..	6.44%	8.56%	19
■ 2 Years	3.05%	4.05%	9
■ 3 Years	1.02%	1.35%	3
■ 4 Years	1.02%	1.35%	3
■ 5 Years	63.73%	84.68%	188
■ [No Response]	24.75%	--	73
Total	100.00%	100.00%	295

Table 37

General comments

General comments

Question responses: **136 (46.10%)**

Please use this space to write any general comments that you may have about Fixed Term Tenancies or this consultation:

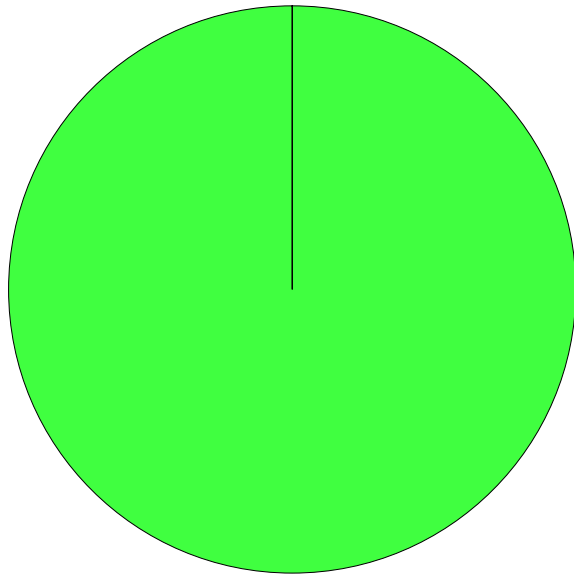


Table 38

	% Total	% Answer	Count
■ [Responses]	46.10%	100.00%	136
■ [No Response]	53.90%	--	159
Total	100.00%	100.00%	295

Table 39